



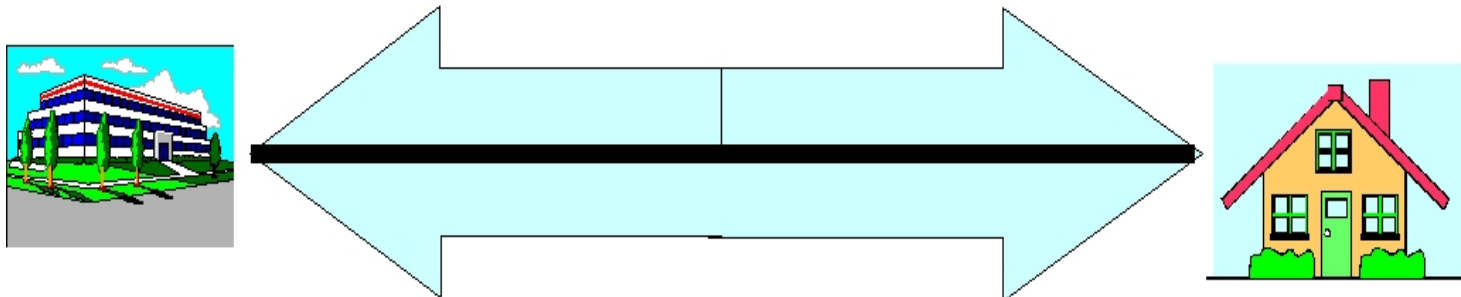
**LANSING EASTERN HIGH SCHOOL CNAP
POINT TO POINT TUNNELING PROTOCOL (PPTP)
INFORMATION SHEET**

- Networking Protocol
- Evolved from PPP
- More advanced than PPP
- Used to “access corporate networks through a secure connection across the Internet.” In my language “Secure remote connectivity.”
- Can use PAP or CHAP, but CHAP is preferred.
- Multiprotocol (Can transmit IP, IPX, or even NetBEUI over the Internet.)
- Natively Supported by Windows NT Server and Workstation.
- Available with add-ons in Windows 9x.

STEPS:

1. Establish a PPP Connection
2. Establish a PPTP connection over the PPP connection
3. Transfer Data (Highly Secure)
4. Termination Phase

-  PPP Established Path
-  PPTP "Secret Tunnel"



PPTP establishes a secret tunnel within a PPP connection by using routers that only know the private LAN server.